Note that, for some of the types shown here, order might be unable to be received by the MISUMI Indonesia offices.

Conveyor Sensor Brackets / Post-Assembly Insertion Nuts

For Photoelectronic Sensors

Features: Conveyor Sensor Brackets with the sensor height, width, and angle adjustable.

Conveyor Sensor Brackets

RoHS

BFCB (Straight Slotted Hole Type)

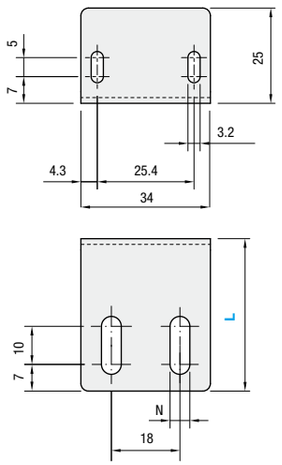

BFCBN (Arched Slotted Hole Type)

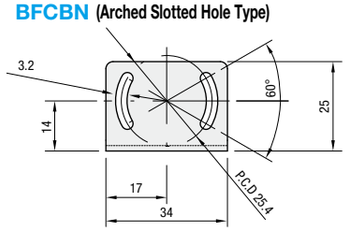

M Material: Stainless Steel

Part Number			N	Unit Price
Type	L	No.		
Straight Slotted Hole Type **BFCB**	30	3	3.2	
		5	5.2	
		6	6.2	
	40	3	3.2	
		5	5.2	
		6	6.2	
Arched Slotted Hole Type **BFCBN**	30	3	3.2	
		5	5.2	
		6	6.2	
	40	3	3.2	
		5	5.2	
		6	6.2	

Sensor Compatibility Table

Manufacturer	Part Number
MISUMI	MZL-D, MZL-R, MZL-T, MZ-WD, MZ-LD, MZ-D
Keyence	PZ-G, PZ2, PZ-V/M Series
SUN	CX-L400, LS-H Series
OMRON	E3Z, E3ZM Series

Ordering Example

Part Number			
Type	L	-	No.
BFCB	40	-	5

Example

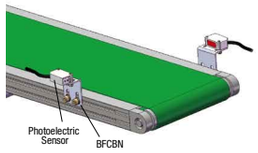

Features: Post-assembly insertion nuts with set screws.Useful for mounting items such as a sensor if you need to install them later.

Post-Assembly Insertion Nuts for Conveyor

RoHS

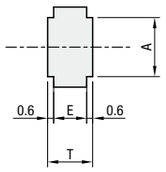

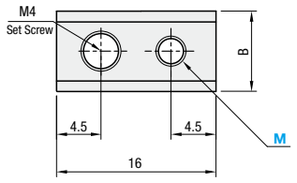

M	Reference Tightening Torque (N·m)
3	0.9
4	2.2
5	4.6

- Use pre-assembly insertion nuts to mount heavy objects such as a stand.
- Nuts dedicated for the aluminum extrusion of MISUMI conveyors. Use them for the aluminum extrusion slots (for M5 or M6).
  See the Conveyor Main Unit pages and select an appropriate item.

M Material: SUS316 Equivalent, Sintered

Part Number		Accessory (1 pc.)	A	B	E	T	Qty. per Pkg.	Unit Price	Volume Discount Rate
TYPE	M	Set Screw						1 pkg.	2~3 pkgs.
For Aluminum Extrusion Slot M5 **PACK-CHNT5**	3 4	M4x5	4.9	7	2.8	4	10 pcs.		
For Aluminum Extrusion Slot M6 **PACK-CHNT6**	3 4 5	M4x6	5.9	8	3.3	4.5			

Ordering Example

Part Number		
Type	-	M
PACK-CHNT6	-	5

Example

Position can be fixed with a nut alone by fastening the set screw included.

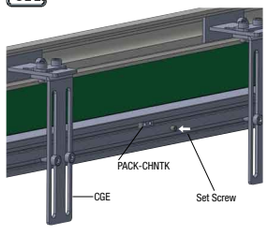

Note that, for some of the types shown here, order might be unable to be received by the MISUMI Indonesia offices.

Conveyor Air Nozzle Stands

Features: Air Nozzle Stand to be attached to the conveyor. Several nozzles can be mounted on one stand.

Conveyor Air Nozzle Stands

RoHS

Top Blow Type
CTT (SUS), **CTA** (Aluminum)

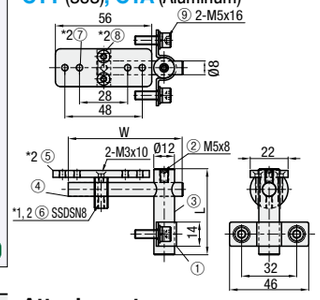

Side Blow Type
CSS (SUS), **CSA** (Aluminum)

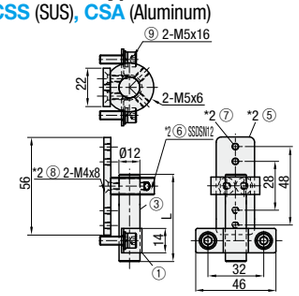

Component List

Part No.	Part Name	Qty.	Material CTT CSS NZTS	Material CTA CSA NZTA
①	Mounting Bracket	2	SUS304	
②	Shaft Set Screw	1	SUS304	
③	Post	1	SUS304	
④	Shaft	1	SUS304	
⑤	Air Nozzle Mounting Plate	1	SUS304	A6061*3
⑥	Shaft Collar	1	SUS304	A6061*3
⑦	Air Nozzle Mounting Hex Socket Head Cap Screw	2	SUS304	
⑧	Hex Socket Flat Head Cap Screw	2	SUS304	
⑨	Hex Socket Head Cap Screw with Spring/Washer	4	SUS304	
⑩	Nozzle Terminal	1	SUS304	A6063*3

*1 ⑥ will be made of aluminum for CTA/CSA, but the dimensions will be same as SSDSN (P. 1-289).
*2 When the attachment H or V is selected, ⑩ will be attached instead of the part number ⑤, ⑥, ⑦, and ⑧.
*3 The aluminum surface is white anodized.
- Either M5 or M6 screw can be used to mount fixing brackets.
- When mounting several brackets with a top blow type, addition of a shaft as alteration is recommended.
- When mounting several brackets with a side blow type, use of mounting 2 brackets is recommended.

Attachment
NZTS (SUS), **NZTA** (Aluminum)

- **Flat Air Nozzle Compatible**

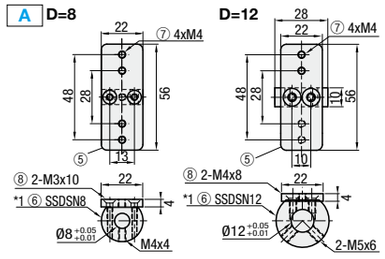

- **Compatible with Other Nozzles**

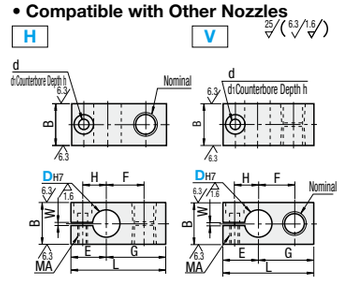

D	Nominal	B	L	E	G	H	F	MA	d	d1	h	W	Included Screw
8	M5	12	27	11	16	7	10	M3	3.5	6.5	3.5	1	SCB3- 8
12	Rc (PT) 1/8	18 (*19)	40	15	25	10	16	M4	4.5	8	4.5	1.5	SCB4-10

* For NZTS
DH7 tolerance is measured before slitting.

Top Blow Type

Part Number		L	W	Unit Price CTTA	CTTH CTTV	CTAA	CTAH CTAV
Type	Attachment						
CTT CTA	A H V	50	50				
			100				
			150				
			200				
			250				
			300				
		100	50				
			100				
			150				
			200				
			250				
			300				
		150	50				
			100				
			150				
			200				
			250				
			300				
		200	50				
			100				
			150				
			200				
			250				
			300				
		250	50				
			100				
			150				
			200				
			250				
			300				
		300	50				
			100				
			150				
			200				
			250				
			300				

Side Blow Type

Part Number			Unit Price CSSA	CSSH CSSV	CSAA	CSAH CSAV
Type	Attachment	L				
CSS CSA	A H V	50				
		100				
		150				
		200				
		250				
		300				

Attachment

Part Number		Unit Quotation Price NZTS		NZTA	
Type	D	No. A	No. H, V	No. A	No. H, V
NZTS NZTA	8				
	12				

Air Nozzle Compatibility Table

Types	Attachment	Compatible Nozzle Type	Page	Nominal
Top Blow	A	AFTSP, AFTSF, AFTSA, AFTSS, AFTAD, AFTADA, AFTRW, AFTRSW	P2_1455~1460	-
	H V	PNZRF, ABNZL, ABNZN, ABNZMN, ABNZNL, ABNK, ABNX	P2_1465~1469	M5
Side Blow	H V	NZAK, NZAL, ALVA, ALVS, ARDADA, PNZRF, PNZCS, PNZCV, AFCS	P2_1463~1478	Rc (PT) 1/8
		AFTR, AFTRA, PNZRF, ACNA, ABNZ, ABNZM, ABNZL, ABNZML, ABNX		
		ABNKH, ABNXH, PNMC, PNMS, DKNZ, DKNZN, DKNZP, DKNZNP, SGPPN		
		SUTPN, FSGPPN, FSUTPN, SGPPW, SUTPW, FSUTPW, SLTWSLTR, SLTRS		
		NZRFS, NZRVFS, NZRCS, NZRS, NZRAJ		

The compatible nozzle types are listed in the order in which they appear in the catalog.

Ordering Example

Part Number					
Type	Attachment	-	L	-	W
CTT	A	-	300	-	100
CSS	H	-	200		

Part Number			
Type	D	-	No.
NZTS	12	-	H

Alterations

Part Number						
Type	Attachment	-	L	-	W	- (ADB)
CTT	S	-	50	-	300	- ADB

Altenations	Supporting Posts Added (Both Ends Supported) 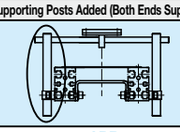
Code	ADB
Spec.	The Top Blow Type cantilever is changed to both ends supported. • Accessory ① Shaft of the same length as specified L dimension x 1 pc ② Mounting Bracket x 2 ③ Stainless Steel Hex Screw x 4 pcs.

Example

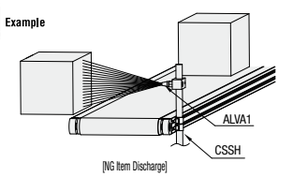

[NG Item Discharge]

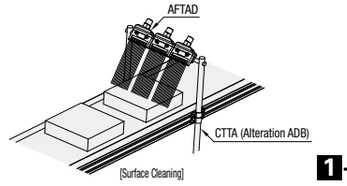

[Surface Cleaning]