RoHS

Type: Solid, Both Ends Grooved	Solid, One End Grooved	One End Tapped	One End Threaded	One End Threaded with O.D. same as Shaft O.D.	M Material	H Hardness	S Surface Treatment
SFJQ	SFJS	SFTS	SFNS	SFQS	SUJ2	Effective Hardened Depth of Induction Hardening P.112	-
SSFJQ	SSFJS	SSFTS	SSFNS	SSFQS	SUS440C Equivalent		
PSFJQ	PSFJS	PSFTS	PSFNS	PSFQS	SUJ2	SUJ2 58HRC~	Hard Chrome Plating Plating Hardness: HV750 ~ Plating Thickness: 5μ or More
PSSFJQ	PSSFJS	PSSFTS	PSSFNS	PSSFQS	SUS440C Equivalent	SUS440C Equivalent 56HRC~	

D	D Tol. g6
6	-0.004 -0.012
8	-0.005 -0.014
10	
12	-0.006 -0.017
13	
15	
16	
18	
20	-0.007 -0.020
25	
30	

Solid, Both Ends Grooved

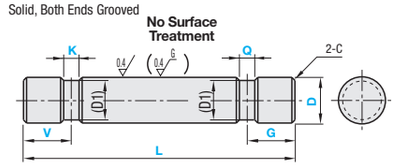

Solid, One End Grooved

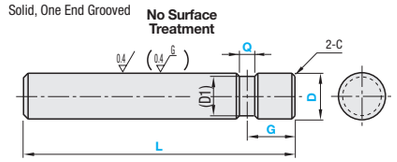

One End Tapped Type

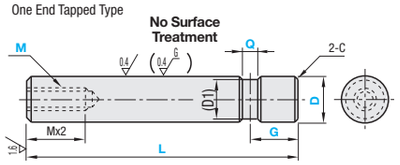

One End Threaded

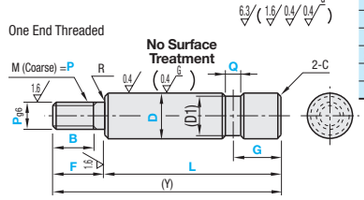

One End Threaded with O.D. same as Shaft O.D.

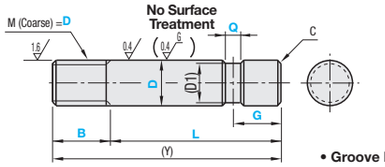

L does not include incomplete threads.

• Groove Drawing

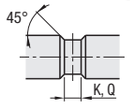

- Annealing could reduce hardness at set screw grooved shaft end machined areas (effective thread length + approx. 10mm).
- L Dimension Tolerance, Circularity, Straightness, Perpendicularity, Concentricity and Changes in Hardness P.111
- Features of Low Temp. Black Chrome Plating P.128

Solid, One End Tapped

Part Number Type	D	L specified in 1mm Increment	One End Tapped Selection M (Coarse)	Slot Dimension V, G (0.1mm Increment)	K, Q (Selection)	D1	C
Solid, Both Ends Grooved SFJQ SSFJQ PSFJQ PSSFJQ	6	20~600	3	5~18	4	5	0.5 or Less
	8	20~800	3 4 5	5~24	4 5	7	
	10	20~800	3 4 5 6	5~30	4 5	9	
	12	20~1000	4 5 6 8	5~36	5	10	
Solid, One End Grooved SFJS SSFJS PSFJS PSSFJS	13	25~1000	4 5 6 8	5~39	5	11	
	15	25~1000	4 5 6 8 10	5~45	5 6	13	
	16	30~1200	4 5 6 8 10	5~48	5 6	14	
One End Tapped Type SFTS SSFTS PSFTS PSSFTS	18	30~1200	4 5 6 8 10 12	5~54	5 6	16	
	20	30~1200	4 5 6 8 10 12	6~60	6 7	18	1.0 or Less
	25	35~1200	4 5 6 8 10 12 16	6~75	6 7	23	
	30	35~1500	6 8 10 12 16 20 24	6~90	7	28	

Coarse Thread Dimension M	Pitch
3	0.5
4	0.7
5	0.8
6	1.0
8	1.25
10	1.5
12	1.75
16	2.0
20	2.5
24	3.0
30	3.5

- V+K/2+1≤L/2 or G+Q/2+1≤L/2 is required.
- For One End Tapped Type, G≤L-Mx2-Qx2 is required.
- When Mx2.5+4≥L, tap pilot holes may go through.

Threaded Type, One End Threaded with O.D. same as Shaft O.D.

Part Number Type	D	1mm Increment L	F	B (Threaded)	B (One End Threaded with O.D. same as Shaft O.D.)	Selection P	Slot Dimension G (1mm Increment)	Q (Selection)	D1	(Y) Max.	R	C
Threaded Type SFNS SSFNS PSFNS PSSFNS	*6	25~598	2≤F≤Px5	(When P≤6) B≤F-2	Pitchx3≤B≤Mx5	3 4 5 6	5~18	4	5	600	0.3 or Less	0.5 or Less
	*8	25~798				3 4 5 6 8	5~24	4 5	7	800		
	*10	25~798				4 5 6 8 10	5~30	4 5	9	800		
	*12	25~998				5 6 8 10 12	5~36	5	11	1000		
One End Threaded with O.D. same as Shaft O.D. SFQS SSFQS PSFQS PSSFQS	13	25~998		(When P=8, 10) B≤F-3	For One End Threaded with O.D. same as Shaft O.D., L dimensions have priority, thus the effective thread length will be B-(Pitchx2).	5 6 8 10 12	5~39	5	11	1000		
	15	25~998				5 6 8 10 12	5~45	5 6	13	1000		
	*16	25~1198		(When P≥12) B≤F-5		5 6 8 10 12 16	5~48	5 6	14	1200		
Shafts with O.D. same as Shaft O.D. are available for * sizes only.	18	25~1198				5 6 8 10 12 16	5~54	5 6	16	1200		
	*20	25~1198		B≥Pitchx3		6 8 10 12 16 20	6~60	6 7	18	1200		1.0 or Less
	25	25~1198				8 10 12 16 20 24	6~75	6 7	23	1200		
	*30	25~1498				8 10 12 16 20 24 30	6~90	7	28	1500		

- V+K/2+1≤L/2 or G+Q/2+1≤L/2 is required.

Alterations

Part Number	L	M	F	B	P (PMC, PSC)	V	K	G	Q	(LKC, SC, FC)
PSFNS8	650		F10	B8	P4			G18	Q4	LKC

- The distance between set screw grooves should be greater than 2mm for alterations.
- When selecting multiple alteration additions, the distance between machined areas should be greater than 2mm. P.114
- Alterations may lower hardness. See P.112

	Alteration to L dimension tolerance	Wrench Flats	Set Screw Flat
Alterations	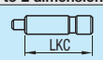	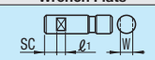	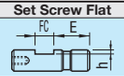
Code	LKC	SC	FC
Spec.	Changes L tolerance. Ordering Code LKC L<200···L±0.03 200≤L<500···L±0.05 L≥500···L±0.1 L dimensions can be specified in 0.1mm increment for LKC. Not applicable to One End Threaded Type when D-P≤2. Not applicable to One End Threaded with O.D. same as Shaft O.D.	Adds wrench flats. Ordering Code SC5 SC=1mm Increment SC+ℓ1≤L SC≥0 D W ℓ1: 6 5; 8 7 8; 10 8; 12 10; 13 11 10; 15 13 D W ℓ1: 16 14; 18 16 10; 20 17; 25 22; 30 27 15 Not applicable to Solid Type	Adds a screw flat. Ordering Code FC10-E8 FC, E=1mm Increment FC≤Dx3 When 1.5xD<FC, FC≤L/2 E=0 or E≥2 D h: 6~18 1; 20~30 2

Ordering Example

Part Number	L	M	F	B	P	V	K	G	Q
SFJQ16	100					V10	K5	G10	Q5
SSFTS20	500	M10						G10	Q7
PSFNS8	650		F10	B8	P4			G20	Q4

Solid, Both Ends Grooved

Part Number Type	D	Min. L ≧50	L51 ≧100	L101 ≧150	L151 ≧200	L201 ≧300	L301 ≧400	L401 ≧500	L501 ≧600	L601 ≧800	L801 ≧1000	L1001 ≧1200	L1201 ≧1500
SFJQ	6									-	-	-	-
	8										-	-	-
	10										-	-	-
	12, 13											-	-
	15, 16												-
	18, 20												-
	25												-
	30												
SSFJQ	6									-	-	-	-
	8										-	-	-
	10										-	-	-
	12, 13											-	-
	15, 16												-
	18, 20												-
	25												-
	30												
PSFJQ	6									-	-	-	-
	8										-	-	-
	10										-	-	-
	12, 13											-	-
	15, 16												-
	18, 20												-
	25												-
	30												
PSSFJQ	6									-	-	-	-
	8										-	-	-
	10										-	-	-
	12, 13											-	-
	15, 16												-
	18, 20												-
	25												-
	30												

Solid, One End Grooved

Part Number Type	D	Min. L ≧50	L51 ≧100	L101 ≧150	L151 ≧200	L201 ≧300	L301 ≧400	L401 ≧500	L501 ≧600	L601 ≧800	L801 ≧1000	L1001 ≧1200	L1201 ≧1500
SFJS	6									-	-	-	-
	8										-	-	-
	10										-	-	-
	12, 13											-	-
	15, 16												-
	18, 20												-
	25												-
	30												
SSFJS	6									-	-	-	-
	8										-	-	-
	10										-	-	-
	12, 13											-	-
	15, 16												-
	18, 20												-
	25												-
	30												
PSFJS	6									-	-	-	-
	8										-	-	-
	10										-	-	-
	12, 13											-	-
	15, 16												-
	18, 20												-
	25												-
	30												
PSSFJS	6									-	-	-	-
	8										-	-	-
	10										-	-	-
	12, 13											-	-
	15, 16												-
	18, 20												-
	25												-
	30												

One End Tapped

Part Number Type	D	Min. L ≧50	L51 ≧100	L101 ≧150	L151 ≧200	L201 ≧300	L301 ≧400	L401 ≧500	L501 ≧600	L601 ≧800	L801 ≧1000	L1001 ≧1200	L1201 ≧1500
SFTS	6									-	-	-	-
	8										-	-	-
	10										-	-	-
	12, 13											-	-
	15, 16												-
	18, 20												-
	25												-
	30												
SSFTS	6									-	-	-	-
	8										-	-	-
	10										-	-	-
	12, 13											-	-
	15, 16												-
	18, 20												-
	25												-
	30												
PSFTS	6									-	-	-	-
	8										-	-	-
	10										-	-	-
	12, 13											-	-
	15, 16												-
	18, 20												-
	25												-
	30												
PSSFTS	6									-	-	-	-
	8										-	-	-
	10										-	-	-
	12, 13											-	-
	15, 16												-
	18, 20												-
	25												-
	30												

One End Threaded / One End Threaded with O.D. same as Shaft O.D.

Part Number Type	D	Min. L ≧50	L51 ≧100	L101 ≧150	L151 ≧200	L201 ≧300	L301 ≧400	L401 ≧500	L501 ≧600	L601 ≧800	L801 ≧1000	L1001 ≧1200	L1201 ≧1498
SFNS SFQS	*6									-	-	-	-
	*8										-	-	-
	*10										-	-	-
	*12, 13											-	-
	15, *16												-
	18, *20												-
	25												-
	*30												
SSFNS SSFQS	*6									-	-	-	-
	*8										-	-	-
	*10										-	-	-
	*12, 13											-	-
	15, *16												-
	18, *20												-
	25												-
	*30												
PSFNS PSFQS	*6									-	-	-	-
	*8										-	-	-
	*10										-	-	-
	*12, 13											-	-
	15, *16												-
	18, *20												-
	25												-
	*30												
PSSFNS PSSFQS	*6									-	-	-	-
	*8										-	-	-
	*10										-	-	-
	*12, 13											-	-
	15, *16												-
	18, *20												-
	25												-
	*30												

* marked sizes are only available for One End Threaded with O.D. same as Shaft O.D.