Configurable Plates - SS400

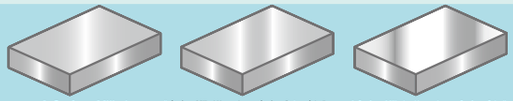

Hot rolled, torch cutting, and saw cutting surfaces might remain on A and B surfaces of (L-)SS2F. Rusts may remain.

6-Surface Finish: **PS□□□**

Upper-Lower Surface Finished (4-Side Not Finished): **SS2F□**

Upper-Lower Finish Method
- (Milled) **SS2F□** **PSF□□**
- (Rotary Grinding) **PSR□**
- (Surface Grinding) **PSS□□**

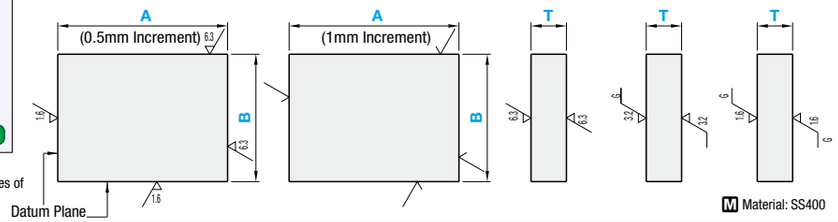

6-Surface Finish

Upper-Lower Finish Method		Part Number: Type	①Plate Thickness Tolerance	②A, B Dimension Tolerance	0.5mm Increment: A (A≥B)	B (A≥B)	T
Milled	Standard	PSF	P Q N M	P Q N M	20~500	20~300	4~50
Rotary Grinding	Standard	PSR			20~500	20~300	4~50
Surface Grinding	Standard	PSS			20~500	20~300	4~50

Upper-Lower Surface Finished (Sides Not Finished) Tolerance should be noted.

Upper-Lower Finish Method		Part Number: Type	①Plate Thickness Tolerance	②A, B Dimension Tolerance	1mm Increment: A (A≥B)	B (A≥B)	0.5mm Increment: T
Milled	Standard	SS2F	P Q N M	A^{+5}_{0} B^{+5}_{0}	20~500	10~300	5~50

There are non machinable areas. See the price list for the details.

①Plate Thickness Tolerance

Upper-Lower Finish Method	P	Q	N	M
Milled	+0.1~+0.3	0~+0.2	±0.1	-0.2~0
Rotary Grinding	+0.1~+0.3	0~+0.2	±0.1	-0.2~0
Surface Grinding	+0.1~+0.2	0~+0.1	±0.05	-0.1~0

②A, B Dimension Tolerance (Applicable to 6-Surface Finish only)

A, B Dimension	P	Q	N	M
250mm or Less	+0.1~+0.3	0~+0.2	±0.1	-0.2~0
250.5mm or More	+0.1~+0.6	0~+0.5	±0.25	-0.5~0

Accuracy Standards - Standard Size

(Max. Value)

Item		Upper-Lower Finish Method: Milled	Rotary Grinding	Surface Grinding
Thickness Parallelism (per 100mm)		0.05	0.012	0.012
Flatness (per 100mm)	T4~7.5	0.1	0.05	0.05
	T8~15.5	0.07	0.03	0.03
	T16~25.5	0.05	0.015	0.015
	T26~50	0.05	0.012	0.012
Perpendicularity of Datum Plane (Applicable to 6-Surface Finished Products)		0.015 per 100mm		
Circumference Chamfering	Upper-Lower Surface Finished	Deburring Only		
	6-Surface Finish	C0.2~C0.5		

Ordering Example

Part Number									
Type	Upper-Lower Surface Finish	Plate Thickness Tolerance	A, B Dimension Tolerance	-	A	-	B	-	T
PS	F	Q	M	-	255	-	220	-	18

Alterations

Part Number - A - B - T -(CSC, CBC, CCA···etc.)

PSRNM - 1200 -610-30 - CSC

Alteration is not available for 4-side unfinished (L-) SS2F.

	Circumference Chamfering	Corner Cut
Alterations	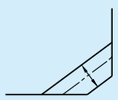	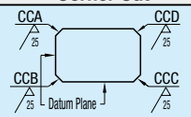 Surface Roughness of Corner Cut for
Code	CSC, CBC	CCA, CCB, CCC, CCD
Spec.	Changes the circumference chamfering dimension. Chamfering Dimension: Standards C0.2~0.5; CSC C0.1 or Less; CBC C0.5~1.0	Cuts any corners. 1≤ Corner Cut ≤50 1mm Increment. Ordering Code (Ex.) When the corners of A and D are cut by C5 ···→ CCA5-CCD5. 1mm Increment: 1~ 5; 6~10; 11~20; 21~30; 31~40; 41~50

(Ex.) For PSFQM-255.5-220.0-18.0

A Dimension x Area Unit Price = Price

Standard Size A, B, T: 0.5mm Increment

Part Number	A	B \ T	4, 4.5	5~7	7.5~9	9.5~11	11.5~13	13.5~16	16.5~20	20.5~22	22.5~25	25.5~28	28.5~30	30.5~35	35.5~40	40.5~45	45.5~50
PSF□□ (6-Surface Milled)	20 ~ 50	20~25															
	50.5~ 75																
	75.5~100																
	100.5~250		-														
	25.5~ 50	25.5~40															
	50.5~ 75																
	75.5~100																
	100.5~200		-														
	200.5~500		-														
	40.5~ 50	40.5~60															
	50.5~ 75																
	75.5~100																
	100.5~200		-														
	200.5~500		-														
	60.5~ 75	60.5~80															
	75.5~100																
	100.5~200		-														
	200.5~500		-														
	80.5~100	80.5~100															
	100.5~200		-														
	200.5~500		-														
	100.5~125	100.5~125	-														
	125.5~200		-														
	200.5~500		-														
	125.5~200	125.5~150	-														
	200.5~500		-														
	150.5~200	150.5~160	-														
	200.5~500		-														
	160.5~200	160.5~200	-	-													
	200.5~500		-	-													
	200.5~500	200.5~250	-	-													
	250.5~500	250.5~300	-	-													

Part Number	A	B \ T	4, 4.5	5~7	7.5~9	9.5~11	11.5~13	13.5~16	16.5~20	20.5~22	22.5~25	25.5~28	28.5~30	30.5~35	35.5~40	40.5~45	45.5~50
PSR□□ (6-Surface Milled Upper-Lower Surface Grinding)	20 ~ 50	20~25															
	50.5~ 75																
	75.5~100																
	100.5~250		-														
	25.5~ 50	25.5~40															
	50.5~ 75																
	75.5~100																
	100.5~200		-														
	200.5~500		-														
	40.5~ 50	40.5~60															
	50.5~ 75																
	75.5~100																
	100.5~200		-														
	200.5~500		-														
	60.5~ 75	60.5~80															
	75.5~100																
	100.5~200		-														
	200.5~500		-														
	80.5~100	80.5~100															
	100.5~200		-														
	200.5~500		-														
	100.5~125	100.5~125	-														
	125.5~200		-														
	200.5~500		-														
	125.5~200	125.5~150	-														
	200.5~500		-														
	150.5~200	150.5~160	-														
	200.5~500		-														
	160.5~200	160.5~200	-	-													
	200.5~500		-	-													
	200.5~500	200.5~250	-	-													
	250.5~500	250.5~300	-	-													

Part Number	A	B \ T	4, 4.5	5~7	7.5~9	9.5~11	11.5~13	13.5~16	16.5~20	20.5~22	22.5~25	25.5~28	28.5~30	30.5~35	35.5~40	40.5~45	45.5~50
PSS□□ (6-Surface Milled Upper-Lower Surface Grinding)	20 ~ 50	20~25															
	50.5~ 75																
	75.5~100																
	100.5~250		-														
	25.5~ 50	25.5~40															
	50.5~ 75																
	75.5~100																
	100.5~200		-														
	200.5~500		-														
	40.5~ 50	40.5~60															
	50.5~ 75																
	75.5~100																
	100.5~200		-														
	200.5~500		-														
	60.5~ 75	60.5~80															
	75.5~100																
	100.5~200		-														
	200.5~500		-														
	80.5~100	80.5~100															
	100.5~200		-														
	200.5~500		-														
	100.5~125	100.5~125	-														
	125.5~200		-														
	200.5~500		-														
	125.5~200	125.5~150	-														
	200.5~500		-														
	150.5~200	150.5~160	-														
	200.5~500		-														
	160.5~200	160.5~200	-	-													
	200.5~500		-	-													
	200.5~500	200.5~250	-	-													
	250.5~500	250.5~300	-	-													

Sizes larger than plate thickness 50 and precision tolerance are only available on "Material Shop 24 Website". For details, see P.1697.